

Shanti Devi Arya Mahila College Dinanagar, Punjab



Employer's Feedback Analysis

Internal Quality Assurance Cell (IQAC) of Shanti Devi Arya Mahila College Dinanagar has designed a google form to collect the feedback from the Heads/Employers of the organizations, where many of our graduates/postgraduates are already working to monitor and evaluate the kind of services, the institution is providing to the society. The feedback forms were collected on several aspects like behaviour, competence, skills and professionalism of the employee, who is the passout student of Shanti Devi Arya Mahila College. The responses were collected over a four-point scale (Excellent, Good, Satisfactory, Poor) from a sample size of **26** Employers of different Government/Private organizations. From the received responses, the IQAC prepared the feedback analysis report.

Following is the set of Questionnaire, Responses obtained and Feedback analysis

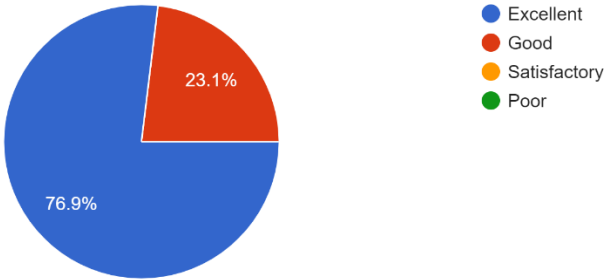
S. No.	Question	Excellent	Good	Satisfactory	Poor	Total Responses
1	How you rate the general communication skills of your employee	20	6	0	0	26
2	How you rate the general behavior of your employee	22	4	0	0	26
3	Her ability to provide practical solutions to problems at workplace	21	4	1	0	26
4	Her creativity and sense of responsibility in response to workplace challenges	22	3	1	0	26
5	Her planning and organizational skills	19	6	1	0	26
6	Her involvement in co-curricular and social activities	23	3	0	0	26
7	Her level of curiosity towards new ideas and learning new techniques	21	3	2	0	26

8	Her ability to contribute to the goal of the organization	21	5	0	0	26
9	Her ability to take up responsibilities beyond the scheduled work	19	5	2	0	26
10	Her ability to manage/leadership qualities	22	2	2	0	26

1. How you rate the general communication skills of your employee

Options	Number of responses	Percentage %
Excellent	20	76.9
Good	6	23.1
Satisfactory	0	0
Poor	0	0
Total	26	

How you rate the general communication skills of your employee
26 responses

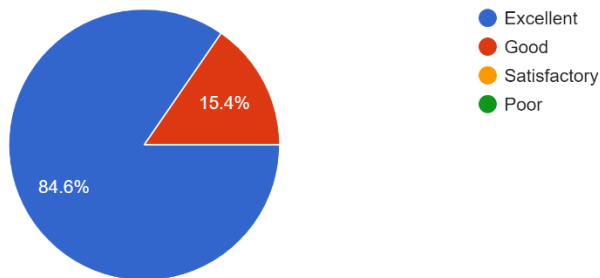


2. How you rate the general behavior of your Employee

Options	Number of responses	Percentage %
Excellent	22	84.6
Good	4	15.4
Satisfactory	0	0
Poor	0	0
Total	26	

How you rate the general behavior of your employee

26 responses

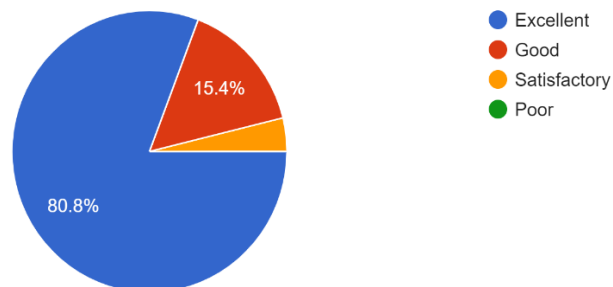


3. Her ability to provide practical solutions to problems at workplace

Options	Number of responses	Percentage %
Excellent	21	80.8
Good	4	15.4
Satisfactory	1	3.8
Poor	0	0
Total	26	

Her ability to provide practical solutions to problems at workplace

26 responses

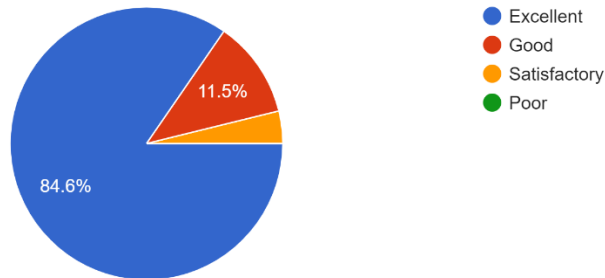


4. Her creativity and sense of responsibility in response to workplace challenges

Options	Number of responses	Percentage %
Excellent	22	84.6
Good	3	11.5
Satisfactory	1	3.8
Poor	0	0
Total	26	

Her creativity and sense of responsibility in response to workplace challenges

26 responses

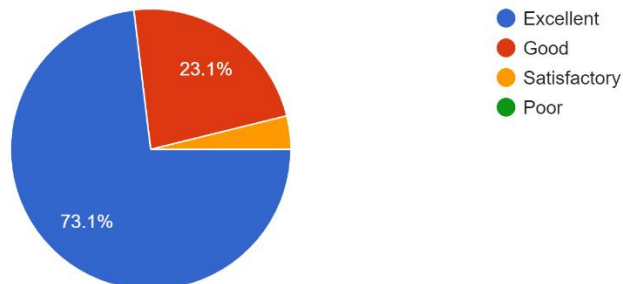


5. Her planning and organizational skills

Options	Number of responses	Percentage %
Excellent	19	73.1
Good	6	23.1
Satisfactory	1	3.8
Poor	0	0
Total	26	

Her planning and organizational skills

26 responses

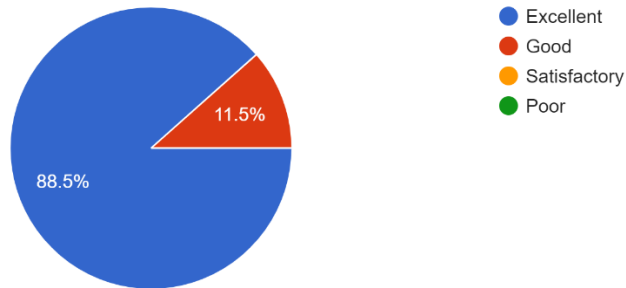


6. Her involvement in co-curricular and social activities

Options	Number of responses	Percentage %
Excellent	23	88.5
Good	3	11.5
Satisfactory	0	0
Poor	0	0
Total	26	

Her involvement in co-curricular and social activities

26 responses

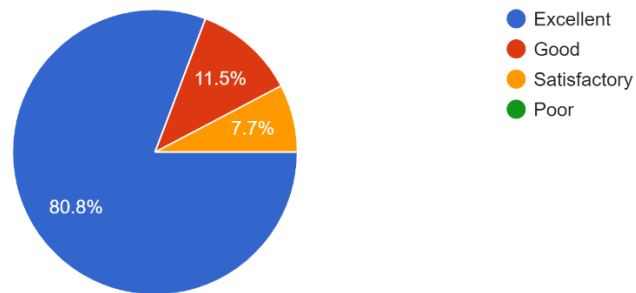


7. Her level of curiosity towards new ideas and learning new techniques

Options	Number of responses	Percentage %
Excellent	21	80.8
Good	3	11.5
Satisfactory	2	7.7
Poor	0	0
Total	26	

Her level of curiosity towards new ideas and learning new techniques

26 responses

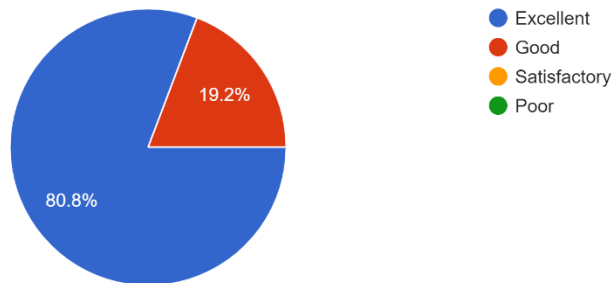


8. Her ability to contribute to the goal of the organization

Options	Number of responses	Percentage %
Excellent	21	80.8
Good	5	19.2
Satisfactory	0	0
Poor	0	0
Total	26	

Her ability to contribute to the goal of the organization

26 responses

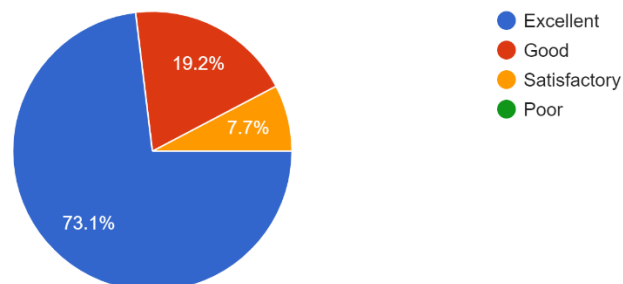


9. Her ability to take up responsibilities beyond the scheduled work

Options	Number of responses	Percentage %
Excellent	19	73.1
Good	5	19.2
Satisfactory	2	7.7
Poor	0	0
Total	26	

Her ability to take up responsibilities beyond the scheduled work

26 responses

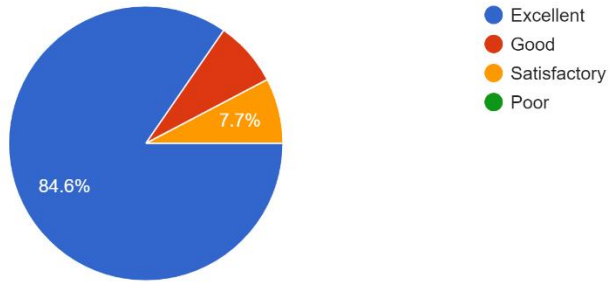


10. Her ability to manage/leadership qualities

Options	Number of responses	Percentage %
Excellent	22	84.6
Good	2	7.7
Satisfactory	2	7.7
Poor	0	0
Total	26	

Her ability to manage/leadership qualities

26 responses




Principal
Shanti Devi Arya Mahila College
Dinanagar (GSP.)